

Rasmala Trade Finance Fund



February 2020

Investment Objective

Rasmala Trade Finance Fund ("Fund") invests in a diversified portfolio of short-term, asset backed and/or credit insured Sharia compliant structured trade finance opportunities, primarily in emerging markets which may benefit from unique collateral arrangements. The Fund facilitates the movement (sale and purchase) of goods/commodities from countries where they are produced and stored, to where they are in demand.

The trade related investments are expected to deliver stable risk adjusted returns well above comparable money market rates while seeking to preserve capital and offering monthly liquidity.

The Fund provides investors with an opportunity to improve their overall international asset allocation through the access to the global trade finance market traditionally dominated by domestic and international banks. The Fund expects to distribute quarterly cash dividends to investors on record as of the end of March (distributed in April), June (distributed in July), September (distributed in October) and December (distributed in January).

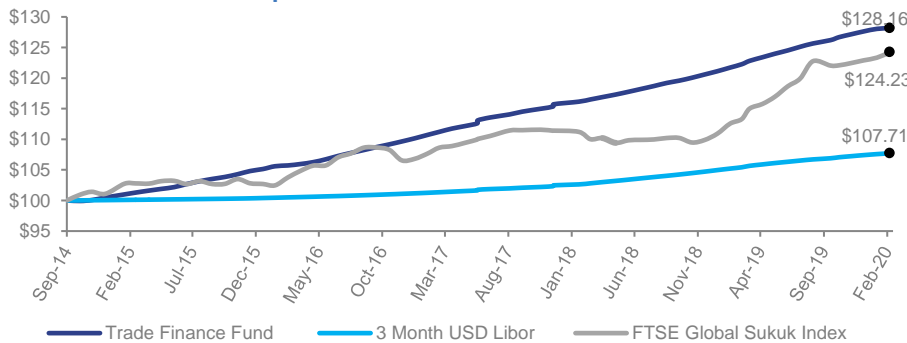
Fund Performance

Fund AUM (USD)	382.03 million
Net Monthly Return (%)	0.09
Modified Duration	0.25
Sharpe Ratio	10.94
Standard Deviation (%)	0.29

Monthly Net Performance (%)

Year	Jan	Feb	Mar	Apr	May	Jun	Jul	Aug	Sep	Oct	Nov	Dec	YTD
2014										-0.08	0.15	0.41	0.48
2015	0.51	0.29	0.32	0.27	0.28	0.49	0.44	0.37	0.31	0.43	0.50	0.32	4.64
2016	0.43	0.13	0.22	0.28	0.45	0.52	0.45	0.44	0.43	0.41	0.43	0.46	4.77
2017	0.51	0.44	0.49	0.35	0.41	0.43	0.42	0.44	0.40	0.41	0.31	0.32	5.05
2018	0.37	0.31	0.33	0.36	0.39	0.39	0.40	0.42	0.31	0.40	0.44	0.45	4.67
2019	0.50	0.45	0.45	0.48	0.47	0.44	0.48	0.44	0.43	0.39	0.37	0.37	5.37
2020	0.33	0.09											0.42

Performance Since Inception

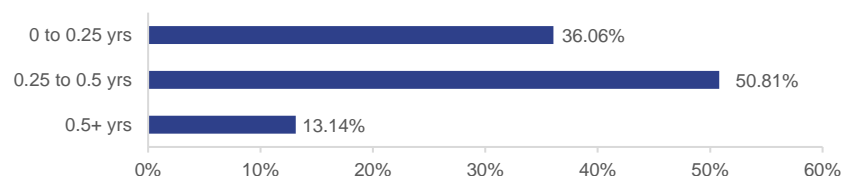


Key Performance Indicators (%)

	1 Month	3 Month	6 Month	1 Year	Inception Return ²
Rasmala Trade Finance Fund ¹	0.09	0.79	1.99	4.82	28.16
3 Month USD LIBOR	0.13	0.44	0.95	2.21	7.76
Relative Performance	-0.04	0.35	1.04	2.61	20.40

Source: Rasmala Internal performance measurement team.
¹Performance is net of fees based on Rasmala Trade Finance Fund Distribution share class and as of 27th February 2020.
²Inception date is 14th September 2014.

Fund Liquidity by Duration Maturity



* The annual management fee is set at 1.50% in the offering memorandum. However, the directors of the fund have agreed to a recommendation from the Investment Manager to reduce this to 1.00% until the end of June 2020.

Fund Information

Asset Type	Alternative
Fund Currency	USD
Total Net Assets	USD 382.03 million
Domicile	Cayman Islands
Investment Manager	Rasmala Investment Bank Limited
Administrator	APEX Fund Services Ltd
Auditor	KPMG
Legal Advisors	Maples & Calder
Sharia Advisor	Dar Al Sharia Limited
Inception Date	14 September 2014
Structure	Open-Ended
Subscription Frequency	Monthly
Redemption Frequency	Monthly
Redemption Notice Period	30 Days
Min. Initial Subscription	USD 100,000.00
Min. Add. Subscription	USD 10,000.00
Lock-Up	None

Distribution Share Class

Management Fee	1.00%
Performance Fee	20.00%
Official NAV/Unit	99.79
ISIN Number	KYG7387K1067
Bloomberg Ticker	RASTRFI KY

Accumulation Share Class

Management Fee*	1.00%
Performance Fee	N.A.
Performance Hurdle	N.A.

Class A Accumulation

Official NAV/Unit	115.98
ISIN Number	KYG7387K1224

Class A Income

Official NAV/Unit	97.81
ISIN Number	KYG7387K1307

- The Rasmala Trade Finance Fund has the Class A Income and Accumulation share class, in addition to other share classes as listed in the Rasmala Trade Finance Fund Prospectus.
- All classes are available only to eligible investors as defined in the Rasmala Trade Finance Fund Prospectus.
- Performance stated herein relates to the Distribution Share Class. Other share classes may have different fees and characteristics and hence performance may vary. For further information, please speak with your financial advisor.

Income Distribution History**

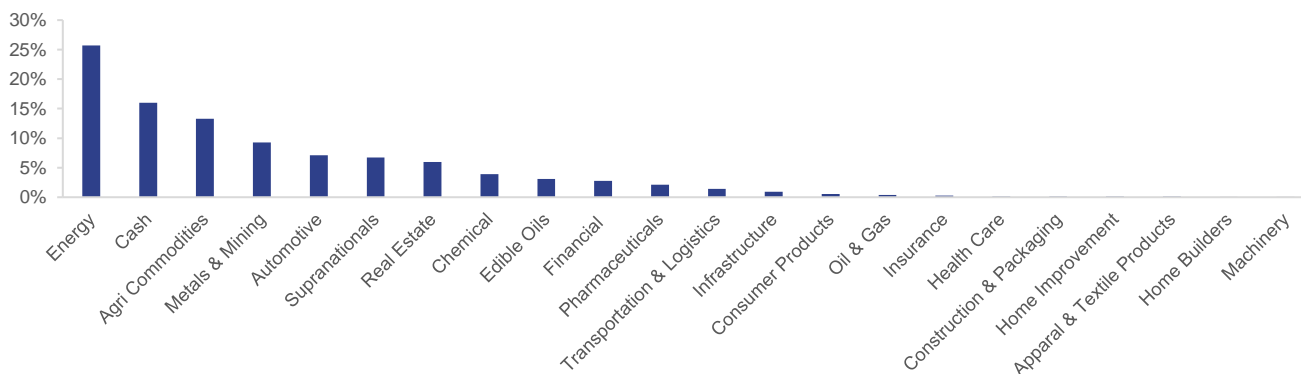
	Jan	April	July	Oct
2015	-	-	1.50	-
2016	2.25	-	2.25	-
2017	2.50	-	2.75	-
2018	2.56	-	2.55	-
2019	2.55	-	2.65	1.25
2020	1.25			

**The income distribution history herein relates to the Rasmala Trade Finance Fund Distribution Share Class.

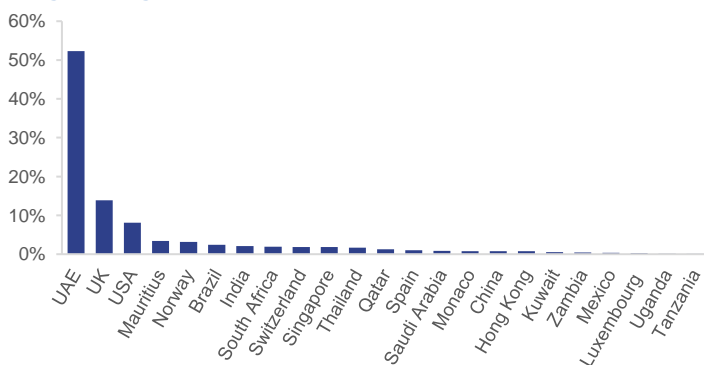
Fund Summary (February 2020)

Fund AUM (USD)	382.03 million
Number of Transactions Invested	240
Number of Obligor Invested	67
Number of Industry Sectors	21
Number of Different Goods	25
Number of Obligor Geographic Locations	23

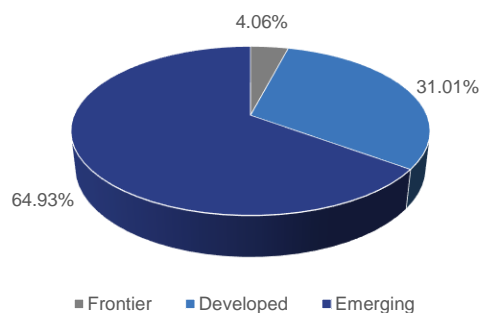
Industry Sector Allocation



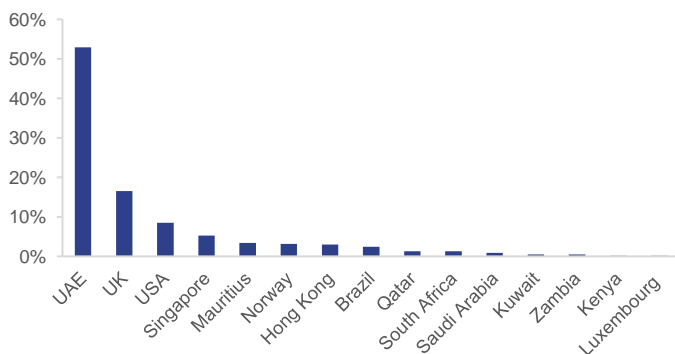
Obligor Geographic Location



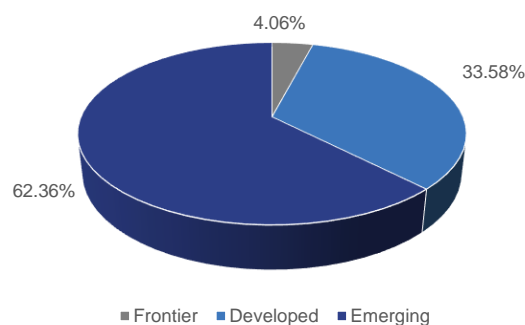
Obligor Geographic Market Classification



Ultimate Geographic Risk



Ultimate Geographic Market Classification



Disclaimer: Rasmala Investment Bank Limited ("RIBL") is regulated by the Dubai Financial Services Authority ("DFSA"). RIBL products and services are only made available to customers who RIBL is satisfied meet the regulatory criteria to be "Professional Clients", as defined by the DFSA.

This document is provided for information purposes only. It does not constitute a solicitation, recommendation or offer to buy or sell any specific investment product or subscribe to any specific investment management or advisory service. This information, including any expression of opinion, has been obtained from or is based upon sources believed to be reliable, and is believed to be fair and not misleading. Any opinion or estimate contained in this material is subject to change without notice. Neither RIBL nor any of its directors or employees give any representation or warranty as to the reliability, accuracy, timeliness or completeness of the information, nor do they accept any responsibility arising in any way (including by negligence) for errors in or omissions from the information.

This document is not for distribution to the general public but for intended recipients only and may not be published, circulated, reproduced or distributed in whole or part to any other person without the written consent of RIBL. This document is directed only to persons authorized to invest in the Fund / investment product as applicable and residing in jurisdictions where the Fund / investment product is authorized for distribution or where no such authorization is required.

Prospective investors in the Fund product must obtain and carefully read the Fund's most recent Term Sheet, Offering Memorandum/Prospectus, Supplement (if any), and financial statements, as well as seek separate, independent financial advice if required prior to making an investment in the Fund to assess the suitability, lawfulness and risks involved. The Fund / investment product is intended for sophisticated investors only who understand the risks involved in investing in the Fund / investment product and can withstand any potential loss therefrom. Historical performance is not and should not be construed as being indicative for the future or likely performance. The information contained herein does not have any regard to the specific investment objectives, financial situation or the particular needs of any person.