

Rasmala Global Sukuk Fund

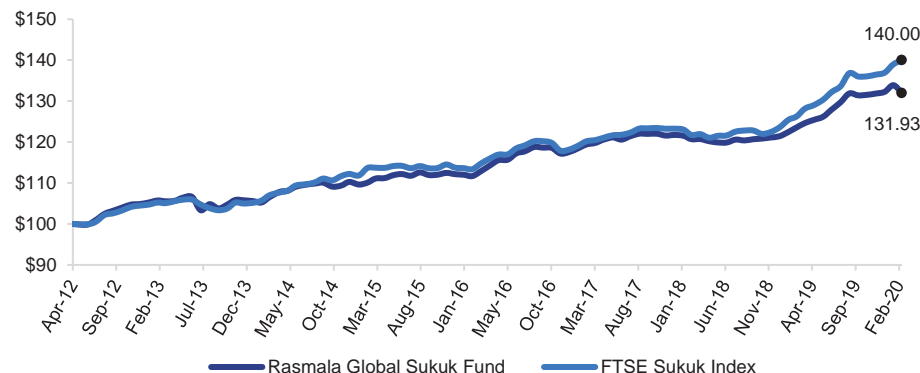


February 2020

Investment Objective

The Rasmala Global Sukuk Fund ("Fund") is a UCITS sub-fund of an open-ended, Luxembourg incorporated, umbrella investment company. The Fund invests in a diversified portfolio of Shari'a compliant assets comprised primarily of investment grade government, government related and corporate sukuk. The Fund is dynamically managed and targets both income and capital appreciation. The Fund targets the monthly distribution of dividends.

Performance Overview



Key Performance Indicators (%)

	1 M	YTD	2019	2018	2017	2016	2015	2014
Rasmala Global Sukuk Fund ¹	-1.46	-0.27	8.93	-0.26	3.54	4.97	2.18	3.85
FTSE Sukuk Index	0.72	2.22	10.80	0.27	4.31	4.01	1.59	6.33
Relative Performance	-2.18	-2.49	-1.87	-0.52	-0.78	0.96	0.59	-2.48

	1 Y	2 Y	3 Y	5 Y	Since Inception ²
Rasmala Global Sukuk Fund ¹	6.76	4.55	3.38	3.50	3.60
FTSE Sukuk Index	10.88	7.24	5.22	4.24	4.39
Relative Performance	-4.12	-2.70	-1.84	-0.76	-0.79

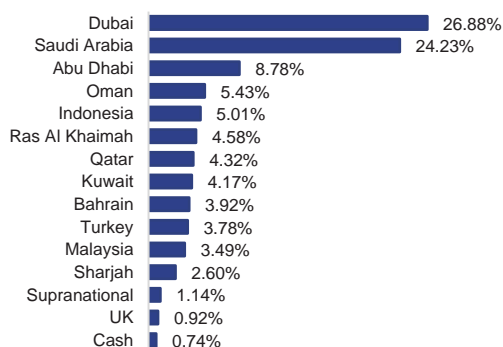
Source: Rasmala's internal performance measurement team, Bloomberg.

¹Performance is net of fees based on Distribution Share Class in USD.

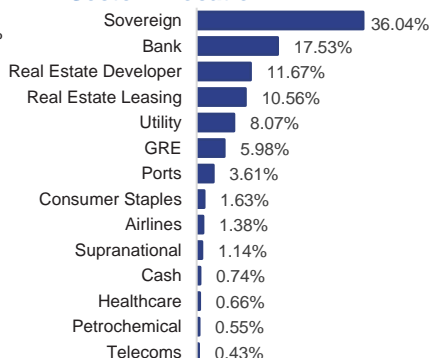
²Inception Date – 30 April 2012.

Fund redomiciled from Cayman Islands to Luxembourg – 24 February 2014. Fund performance calculated from Inception Date.

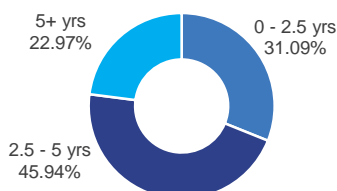
Country Allocation



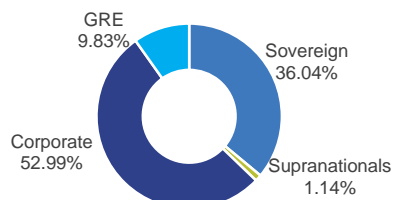
Sector Allocation



Sukuk Duration



Ownership Type



Fund Information

Asset Type	Global Sukuk
Fund Currency	USD
Total Net Assets	USD 97.50 million
Domicile	Luxembourg
Investment Manager	Rasmala Investment Bank Limited
Portfolio Manager	Doug Bitcon
Custodian	Quintet Private Bank (Europe) S.A
Administrator	Kredietrust Luxembourg S.A
Inception Date	April 30, 2012
Structure	Open-Ended
Number of Holdings	63
Subscription Frequency	Daily
Redemption Frequency	Daily
Lock-up	None
Dividend Frequency	Monthly/Annually

Fund Statistics

	Fund	Index
Modified Duration	3.79	5.02
Weighted Average Profit (%)	3.69	2.56
Weighted Average Rating	Baa2	A
Annualised Standard Deviation (%)	2.19	2.45
Sharpe Ratio	0.88	1.54
Alpha (%)	-1.84	
Tracking Error (%)	1.70	
Beta	0.64	
Correlation	0.74	
Information Ratio	-1.08	

Fund statistics are calculated over 36 months using monthly Fund data.

Credit Ratings

Credit Ratings	Weight
Aa2	1.40%
Aa3	4.55%
A1	1.15%
A2	18.55%
A3	11.89%
Baa1	5.24%
Baa2	10.79%
Baa3	12.71%
Ba1	5.43%
Ba2	3.46%
Ba3	0.00%
B1	16.96%
B2	7.21%
Caa3	0.66%

Awards & Ratings



stars overall Morningstar rating as of 29/2/2020.

February 2020

Subscription Information and Key Performance Indicators for Additional Share Classes (%)

Share Class ¹	NAV/Share As of 28/2/2020	Dividend /Share	Entry Charge	Exit/Redemption Fee ²	ISIN Number	Bloomberg Ticker
A USD Acc	131.93		Up to 2.0%	0%	LU1039522393	RASGLIULX
A USD Inc	104.93	0.25	Up to 2.0%	0%	LU1039506784	TBC
A EUR Acc	-		Up to 2.0%	0%	TBC	TBC
A EUR Inc	-		Up to 2.0%	0%	TBC	TBC
C USD Acc	-		Up to 2.0%	0%	TBC	TBC
C USD Inc	-		Up to 2.0%	0%	TBC	TBC
S USD Acc	-		0%	Up to 12MTH: 2% 12MTH to 24 MTH: 1% Above 24MTH: 0%	TBC	TBC
S USD Inc	-		0%	Up to 12MTH: 2% 12MTH to 24 MTH: 1% Above 24MTH: 0%	TBC	TBC
S EUR Acc	-		0%	Up to 12MTH: 2% 12MTH to 24 MTH: 1% Above 24MTH: 0%	TBC	TBC
S EUR Inc	-		0%	Up to 12MTH: 2% 12MTH to 24 MTH: 1% Above 24MTH: 0%	TBC	TBC
M USD Acc	-		0%	Up to 12MTH: 3% 12MTH to 24 MTH: 2% 24MTH to 36MTH: 1% Above 36MTH: 0%	LU1791696732	TBC
M USD Inc	99.96	0.50	0%	Up to 12MTH: 3% 12MTH to 24 MTH: 2% 24MTH to 36MTH: 1% Above 36MTH: 0%	LU1791696815	TBC
M EUR Acc	-		0%	Up to 12MTH: 3% 12MTH to 24 MTH: 2% 24MTH to 36MTH: 1% Above 36MTH: 0%	TBC	TBC
M EUR Inc	-		0%	Up to 12MTH: 3% 12MTH to 24 MTH: 2% 24MTH to 36MTH: 1% Above 36MTH: 0%	TBC	TBC
L USD Acc	-		0%	Up to 12MTH: 4% 12MTH to 24 MTH: 3.2% 24MTH to 36MTH: 2.4% 36MTH to 48MTH: 1.6% 48MTH to 60MTH: 0.8% Above 60MTH: 0%	TBC	TBC
L USD Inc	-		0%	Up to 12MTH: 4% 12MTH to 24 MTH: 3.2% 24MTH to 36MTH: 2.4% 36MTH to 48MTH: 1.6% 48MTH to 60MTH: 0.8% Above 60MTH: 0%	TBC	TBC

¹Other shareclasses are stated in the Fund prospectus and available only to eligible investors as defined in the Fund prospectus.

Initial minimum subscription of USD 500; additional subscriptions in multiple of USD 100 is applicable for all share classes. A management fee of 0.85% of the market value of the fund's assets is applied to the A USD ACC and A INC share classes. A management fee of 1.25% of the market value of the fund's assets is applied to all other share classes.

²Exit fees are charged within the defined periods only.

Disclaimer: Rasmala Investment Bank Limited ("RIBL") is regulated by the Dubai Financial Services Authority ("DFSA"). RIBL products and services are only made available to customers who RIBL is satisfied meet the regulatory criteria to be "Professional Clients", as defined by the DFSA.

This document is provided for information purposes only. It does not constitute a solicitation, recommendation or offer to buy or sell any specific investment product or subscribe to any specific investment management or advisory service. This information, including any expression of opinion, has been obtained from or is based upon sources believed to be reliable, and is believed to be fair and not misleading. Any opinion or estimate contained in this material is subject to change without notice. Neither RIBL nor any of its directors or employees give any representation or warranty as to the reliability, accuracy, timeliness or completeness of the information, nor do they accept any responsibility arising in any way (including by negligence) for errors in or omissions from the information.

This document is not for distribution to the general public but for intended recipients only and may not be published, circulated, reproduced or distributed in whole or part to any other person without the written consent of RIBL. This document is directed only to persons authorized to invest in the Fund / investment product as applicable and residing in jurisdictions where the Fund / investment product is authorized for distribution or where no such authorization is required.

Prospective investors in the Fund product must obtain and carefully read the Fund's most recent Term Sheet, Offering Memorandum/Prospectus, Supplement (if any), and financial statements, as well as seek separate, independent financial advice if required prior to making an investment in the Fund to assess the suitability, lawfulness and risks involved. The Fund / investment product is intended for sophisticated investors only who understand the risks involved in investing in the Fund / investment product and can withstand any potential loss therefrom. Historical performance is not and should not be construed as being indicative for the future or likely performance. The information contained herein does not have any regard to the specific investment objectives, financial situation or the particular needs of any person.