

Rasmala GCC Islamic Equity Income Fund

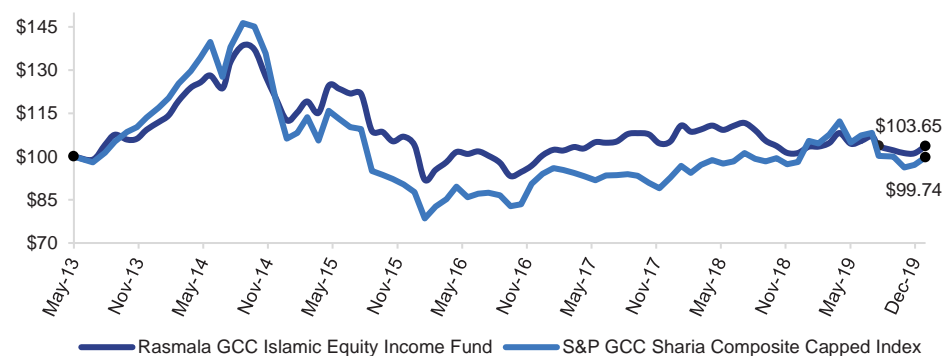


December 2019

Investment Objective

To provide investors with regular dividend distributions as well as long term capital appreciation. The universe of securities will be largely drawn from equity and equity-related securities listed on GCC stock markets. The Fund expects to distribute semi-annual dividends in the months of April and October.

Performance Overview



Key Performance Indicators (%)

	1 Month	YTD	2018	2017	2016	2015	2014
Rasmala GCC Islamic Equity Income Fund ¹	2.49	2.38	-3.78	4.77	-3.35	-7.70	0.49
S&P GCC Composite Shariah Large Mid Cap Index	5.13	4.11	5.77	-1.40	7.29	-17.50	-9.23
Relative Performance	-2.64	-1.73	-9.55	6.17	-10.64	9.80	9.72

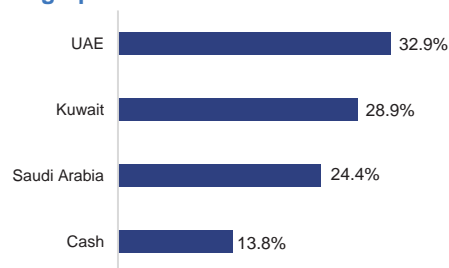
Annualized Returns	1Y	3Y	5Y	Since Inception ²
Rasmala GCC Islamic Equity Income Fund ¹	2.38	1.06	-1.64	0.54
S&P GCC Composite Shariah Large Mid Cap Index	4.11	2.78	-0.79	0.31
Relative Performance	-1.73	-1.72	-0.85	0.23

Source: Rasmala's internal performance measurement.

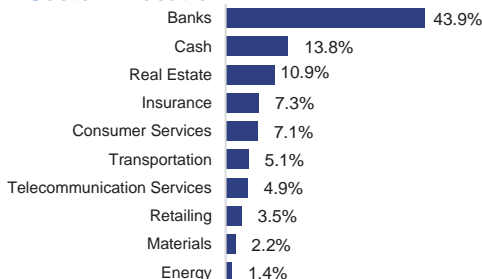
¹Performance is net of fees based on USD Participating Shares Class.

²Inception date is 3rd June 2013. Prior to 9th September 2014, this Fund was domiciled in the Cayman Islands and followed a similar investment strategy. The performance figures contained herein therefore reflect those of the Cayman Fund prior to 9th September 2014.

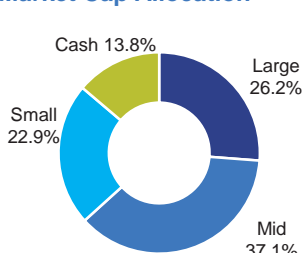
Geographic Allocation



Sector Allocation



Market Cap Allocation



Top Five Holdings

Security Name	Bloomberg Ticker	Weight
Kuwait Finance House	KFH KK	9.7%
Abu Dhabi Islamic Bank	ADIB UH	8.9%
Kuwait International Bank	KIB KK	6.9%
Aldar Properties	ALDAR UH	6.3%
Boubyan Bank	BOUBYAN KK	5.6%
TOTAL		37.4%

Fund Information

Asset Type	Equity
Fund Currency	USD
Total Net Assets	USD 4.2 million
Country Focus	GCC Region
Domicile	Luxembourg
Portfolio Manager	Ali Taqi, CFA
Domicile	Luxembourg
Custodian	KBL European Bankers SA
Administrator	Kredietrust Luxembourg SA
Sharia Advisor	Dar Al Sharia Limited
Inception Date	June 3, 2013
Structure	Open-Ended
Number of Holdings	19
Subscription Frequency	Daily
Redemption Frequency	Daily
Lock-up	None
Dividend Frequency	Semi-Annual

Fund Statistics

	Fund	Index
Annualised Standard Deviation (%)	6.87	10.61
Sharpe Ratio	-0.15	0.07
Alpha (%)	-1.72	
Tracking Error (%)	7.24	
Beta	0.48	
Correlation	0.74	
Information Ratio	-0.24	

Fund statistics are calculated from the last 3 years monthly fund data.

Income Distribution History

USD/Unit	April	October
2014	3.75	1.72
2015	2.10	1.00
2016	1.25	3.00
2017	1.28	1.45
2018	1.00	1.00

Rasmala GCC Islamic Equity Income Fund



December 2019

Subscription Information and Key Performance Indicators for Additional Share Classes (%)

Share Class ¹	NAV/Share 31/12/2019	Entry Charge	Exit/Redemption Fee ²	ISIN Number	Bloomberg Ticker
A USD Acc	75.53	Up to 2%	0%	LU1090652006	RGCCIRA LX
A USD Inc	-	-	0%	LU1090650489	RGCCIRI LX
S USD Acc	-	0%	Up to 12MTH: 2% 12MTH to 24 MTH: 1% Above 24MTH: 0%	TBC	RGCCISA LX
S USD Inc	-	0%	Up to 12MTH: 2% 12MTH to 24 MTH: 1% Above 24MTH: 0%	TBC	RGCCISI LX
M USD Acc	100	0%	Up to 12MTH: 3% 12MTH to 24 MTH: 2% 24MTH to 36MTH: 1% Above 36MTH: 0%	LU1791696062	RGCCIMA LX
M USD Inc	100	0%	Up to 12MTH: 3% 12MTH to 24 MTH: 2% 24MTH to 36MTH: 1% Above 36MTH: 0%	LU1791696146	RGCCIMI LX
L USD Acc	-	0%	Up to 12MTH: 5% 12MTH to 24 MTH: 4% 24MTH to 36MTH: 3% 36MTH to 48MTH: 2% 48MTH to 60MTH: 1% Above 60MTH: 0%	TBC	RGCCILA LX
L USD Inc	-	0%	Up to 12MTH: 5% 12MTH to 24 MTH: 4% 24MTH to 36MTH: 3% 36MTH to 48MTH: 2% 48MTH to 60MTH: 1% Above 60MTH: 0%	TBC	RGCCILI LX

¹Other shareclasses are stated in the Fund prospectus and available only to eligible investors as defined in the Fund prospectus.

A management fee of 1.75% of the market value of the fund's assets is applied to all share classes.

Initial minimum subscription of USD 500; additional subscriptions in multiple of USD 100 is applicable for all share classes.

²Exit fees are charged within the defined periods only.

Disclaimer: Rasmala Investment Bank Limited ("RIBL") is regulated by the Dubai Financial Services Authority ("DFSA"). RIBL products and services are only made available to customers who RIBL is satisfied meet the regulatory criteria to be "Professional Clients", as defined by the DFSA.

This document is provided for information purposes only. It does not constitute a solicitation, recommendation or offer to buy or sell any specific investment product or subscribe to any specific investment management or advisory service. This information, including any expression of opinion, has been obtained from or is based upon sources believed to be reliable, and is believed to be fair and not misleading. Any opinion or estimate contained in this material is subject to change without notice. Neither RIBL nor any of its directors or employees give any representation or warranty as to the reliability, accuracy, timeliness or completeness of the information, nor do they accept any responsibility arising in any way (including by negligence) for errors in or omissions from the information.

This document is not for distribution to the general public but for intended recipients only and may not be published, circulated, reproduced or distributed in whole or part to any other person without the written consent of RIBL. This document is directed only to persons authorized to invest in the Fund / investment product as applicable and residing in jurisdictions where the Fund / investment product is authorized for distribution or where no such authorization is required.

Prospective investors in the Fund product must obtain and carefully read the Fund's most recent Term Sheet, Offering Memorandum/Prospectus, Supplement (if any), and financial statements, as well as seek separate, independent financial advice if required prior to making an investment in the Fund to assess the suitability, lawfulness and risks involved. The Fund / investment product is intended for sophisticated investors only who understand the risks involved in investing in the Fund / investment product and can withstand any potential loss therefrom. Historical performance is not and should not be construed as being indicative for the future or likely performance. The information contained herein does not have any regard to the specific investment objectives, financial situation or the particular needs of any person.