

Nujoom Balanced Fund

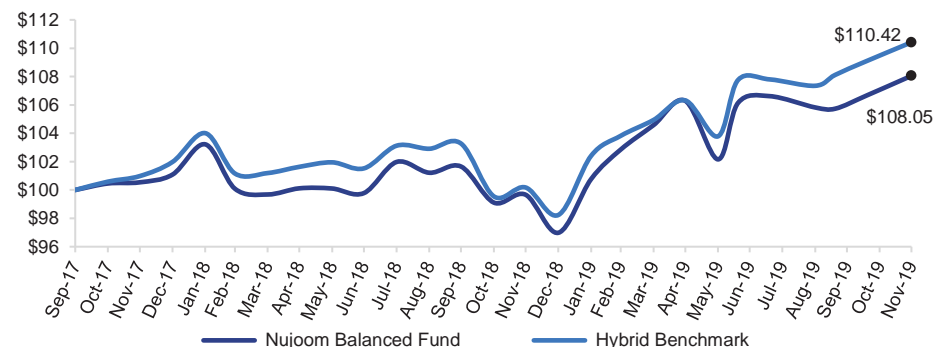


November 2019

Investment Objective

To seek long-term capital growth consisting of profit distributions and capital appreciation by investing in an actively managed global portfolio of Sharia compliant equities, equity-related instruments, Sukuk and Sharia-compliant money market instruments. The Nujoom Balanced Fund follows an asset allocation strategy with limited exposure to equities and bears a relatively lower level of risk.

Performance Overview



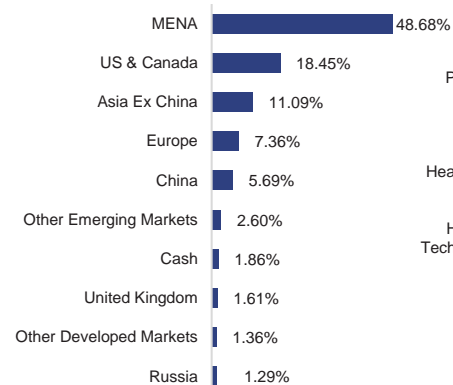
Key Performance Indicators (%)

	1 Month	YTD	1 Year	2 Year	Since Inception ²
Nujoom Balanced Fund ¹	1.29	11.41	8.41	3.67	3.64
Hybrid Index	1.20	12.40	10.22	4.57	4.68
Relative Performance	0.09	-0.98	-1.81	-0.90	-1.04

	1Y	Since Inception ²
Nujoom Balanced Fund ¹	8.41	8.05
Hybrid Index	10.22	10.41
Relative Performance	-1.81	-2.36

Source: Rasmala's internal performance measurement.
¹Performance is net of fees based on Accumulation Share Class in USD as of 29th November 2019.
²Inception date is the performance start date which is 30th September 2017

Geographic Allocation



Sector Allocation (Top 20)



Top Holdings

Security Name	Weight	Country	Sector	Bloomberg Ticker
Abu Dhabi Islamic Bank	2.80%	UAE	Banks	ADIB UH EQUITY
Emirates Reit Sukuk	2.59%	UAE	Real Estate	XS1720817540
Alibaba Group Holding	2.57%	China	Retailing	BABA US Equity
Kuwait Finance House	2.53%	Kuwait	Banks	KFH KK EQUITY
Oman Government	2.14%	Oman	Sovereign	XS1620176831
TOTAL	12.63%			

Fund Information

Asset Type	Balanced
Fund Currency	USD
Total Net Assets	USD 48.23 million
Country Focus	Global
Domicile	Luxembourg
Investment Manager	Rasmala Investment Bank Limited
Custodian	KBL European Bankers S.A
Administrator	Krediettrust Luxembourg S.A
Performance Start Date	Sep 30, 2017
Structure	Open-Ended
Subscription Frequency	Daily
Redemption Frequency	Daily
Lock Up	None
Official NAV/unit*	108.55
Management Fee	1.25%
Min. Initial Subscription	USD 500
Min. Add. Subscription	USD 100
ISIN Number	LU1645513182

*NAV of the last business day of the month (USD).

Fund Statistics*

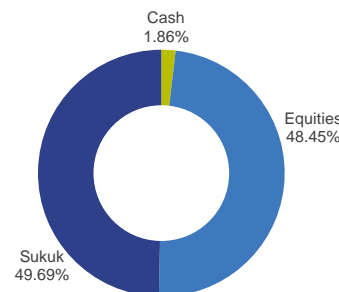
	Fund	Index
1 Year Return (%)	8.41	10.22
Annualised Standard Deviation (%)	8.09	6.74
Sharpe Ratio	0.78	1.20
Alpha (%)	-1.81	
Tracking Error (%)	2.25	
Beta	1.07	
Information Ratio	-0.80	

*Based on performance data over the last 12 months.

Portfolio Manager

Ali Taqi, CFA
Doug Bitcon

Asset Allocation



Nujoom Balanced Fund



November 2019

Disclaimer: Rasmala Investment Bank Limited ("RIBL") is regulated by the Dubai Financial Services Authority ("DFSA"). RIBL products and services are only made available to customers who RIBL is satisfied meet the regulatory criteria to be "Professional Clients", as defined by the DFSA.

This document is provided for information purposes only. It does not constitute a solicitation, recommendation or offer to buy or sell any specific investment product or subscribe to any specific investment management or advisory service. This information, including any expression of opinion, has been obtained from or is based upon sources believed to be reliable, and is believed to be fair and not misleading. Any opinion or estimate contained in this material is subject to change without notice. Neither RIBL nor any of its directors or employees give any representation or warranty as to the reliability, accuracy, timeliness or completeness of the information, nor do they accept any responsibility arising in any way (including by negligence) for errors in or omissions from the information.

This document is not for distribution to the general public but for intended recipients only and may not be published, circulated, reproduced or distributed in whole or part to any other person without the written consent of RIBL. This document is directed only to persons authorized to invest in the Fund / investment product as applicable and residing in jurisdictions where the Fund / investment product is authorized for distribution or where no such authorization is required.

Prospective investors in the Fund product must obtain and carefully read the Fund's most recent Term Sheet, Offering Memorandum/Prospectus, Supplement (if any), and financial statements, as well as seek separate, independent financial advice if required prior to making an investment in the Fund to assess the suitability, lawfulness and risks involved. The Fund / investment product is intended for sophisticated investors only who understand the risks involved in investing in the Fund / investment product and can withstand any potential loss therefrom. Historical performance is not and should not be construed as being indicative for the future or likely performance. The information contained herein does not have any regard to the specific investment objectives, financial situation or the particular needs of any person.